



District Report Card: 2017


| | |
|------------------------------|----------------------------|
| State: Andhra Pradesh | District: Anantapur |
| Class: 5 | Subject: Language |
| Schools: 60 | Students: 861 |


Participation/Coverage


Students

| | | | | | | | | |
|--|--------|--|-------|--|--------|--|-------|--|
| <div>GENDER</div> <div></div> | Boys | | | | Girls | | | |
| | Number | | % | | Number | | % | |
| | 415 | | 48.20 | | 446 | | 51.80 | |

| | | | | | | | | |
|---|--------|--|-------|--|--------|--|-------|--|
| <div>AREA</div> <div></div> | Rural | | | | Urban | | | |
| | Number | | % | | Number | | % | |
| | 708 | | 82.23 | | 153 | | 17.77 | |

| | | | | | | | | |
|--|--------|-------|--------|------|--------|-------|--------|------|
| <div>CATEGORY</div> <div></div> | SC | | ST | | OBC | | GEN | |
| | Number | % | Number | % | Number | % | Number | % |
| | 236 | 27.41 | 21 | 2.44 | 558 | 64.81 | 46 | 5.34 |

| | | | | | | |
|--|----|----|----|------|----|-----|
| <div>CWSN</div> <div></div> | LD | VI | HI | S&LD | ID | Oth |
| | 1 | 2 | 0 | 4 | 0 | 10 |

| | | | | | | | | |
|--|------------|--|-------|--|------------------|--|------|--|
| <div>Management</div> <div></div> | Government | | | | Government-aided | | | |
| | Number | | % | | Number | | % | |
| | 814 | | 94.54 | | 47 | | 5.46 | |

Average Performance of Students in Language (%)

| Overall | Gender | | Area | | Management | | Social Group | | | |
|---------|--------|--------|-------|-------|------------|-------|--------------|-------|-------|-------|
| | Male | Female | Rural | Urban | Govt. | Aided | SC | ST | OBC | GEN |
| 64.53 | 64.03 | 64.99 | 65.89 | 58.21 | 64.06 | 72.62 | 57.82 | 54.29 | 66.93 | 74.49 |

Performance on Learning Outcomes (LOs)

| Learning Outcomes | Description | Average Performance(%) |
|-------------------|--|------------------------|
| L504 | Reads and comprehends independently storybooks, news items/ headlines, advertisements etc. | 62.93 |
| L508 | Reads text with comprehension, locates details and sequence of events | 65.33 |

| Range of Performance of Students who Answered Correctly | | | | | | | |
|---|-------|-----------|-------|-----------|-------|-----------|-------|
| Below 30% | | 30% - 50% | | 50% - 75% | | Above 75% | |
| Number | % | Number | % | Number | % | Number | % |
| 87 | 10.10 | 143 | 16.61 | 296 | 34.38 | 335 | 38.91 |

Lowest Performing Learning Outcomes (LOs)

- 1 - Reads and comprehends independently storybooks, news items/ headlines, advertisements etc. (62.93)
- 2 - Reads text with comprehension, locates details and sequence of events (65.33)